

Product Specifications


Viewable Graphic Size: 48" w x 35" up to 118" h
Graphic Finishing: #2 Grommets in all four corners
Color: Silver
Footprint Dimensions:
Graphic Template Available

Scan to view Product Instructional Video or visit:
www.creativeDisplaysite.com/SuperSized.html



Product Parts

- 1 - Tripod Base
- 2 - Base Pole
- 3 - Adjustable Arm Holder
- 4 - Top Pole w 4-Way Arm Holder
- 5 - Lower Arms (x4)
- 6 - Top Arms (x2)



Display Set-Up

Step 1

Remove all parts from the carrying case and place on a clean flat surface with your grommeted banner. Expand the Tripod Base (1) until it stands on its own.



Step 2


The Super-Sized Banner Display accepts graphics up to 118 inches in height - for graphics over 90 inches leave the Adjustable Arm Holder (3) on the lower section. Graphics under 90 inches, place the Adjustable Arm Holder (3) on the Top Pole (4).

To move the adjustable arm holder, press the metal tab and slide to the desired position - when the tab is released it will lock with the ribs on the pole section.



Step 3

Insert the Base Pole (2) into the Base (1) and set to your desired height. Lock the Base Pole (2) in place by turning the knob-head bolt clockwise until fully secured.



Step 4

Insert the Top Arms (5) into the top holes on the 4-Way Arm holder on the Top Pole (4).




Display Set-Up Continued...

Step 1

Position your graphic so that the top is face down. Insert the both of the Top Arms' (5) hooks through the top grommets on your banner.

Carefully lift the Top Pole (4) with the banner attached to the Top Arms (5) and insert into the Tripod Base (1).




Step 2

Insert two Lower Arms (6) into the Adjustable Arm Holder (3) and insert both arm's hooks into the lower grommets of your banner.



Step 3

Adjust the display's tension by moving the adjustable arm holder down to tighten or upwards to loosen.



Storage

Place all product parts into Carry Case and store in a cool dry location.



Care

To clean, wipe with damp cloth.

Warranty Information: All products are designed to provide the user with a cost-effective and durable product. Standard warranty is a 'one year parts and labor' warranty which warrants product against defects in material and workmanship. It does not cover damage due to accidents, abuse, or normal wear and tear. Products found to be defective will be replaced or repaired at factory's discretion.